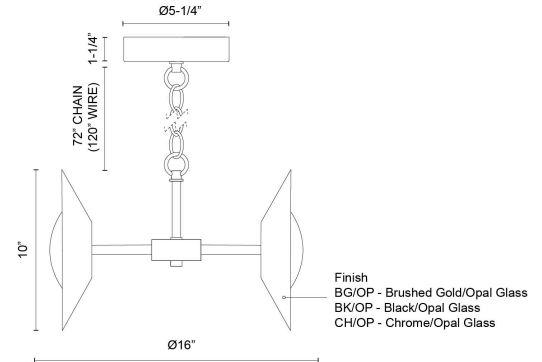


## Cleo 16-in Chandelier

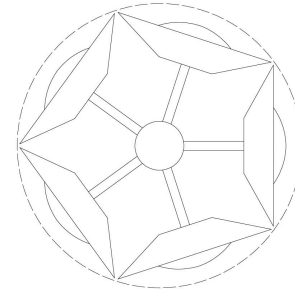
Model	Color Temperature	Wattage	Voltage	Total Lumens	Delivered Lumens	Dimmer Support (Optional, Not Included)
<b>CH77916-UNV</b> CH77916-BG/OP-UNV CH77916-BK/OP-UNV CH77916-CH/OP-UNV	3000K	40W	120-277V	2850lm	1710lm* (BG/OP) 1660lm* (BK/OP) 1900lm* (CH/OP)	TRIAC/ELV




The Cleo collection offers a timeless design with oversized opal diffusers framed by elegant circular disc shades. Available in a variety of striking finishes, Cleo blends simplicity and sophistication, making it easy to tailor to your space's unique style.

### SPECIFICATION DETAILS

Fixture Dimensions	D16" x H10"
Canopy Dimensions	D5-1/4" x H1-1/4"
Minimum Hang Height	16"
Location	Dry
Dimming Range	100% - 10%
Glass Details	Opal Glass
Illumination Direction	Omni-directional
Light Source/Life	LED (50,000 hours) 90CRI
Material	Steel, Glass
Sloped Ceiling Adaptable	Yes
Shade Details	Steel Shade
Wire Length	120"
Wire Style	Gold Wire (BG/OP) Black Wire (BK/OP) Grey Wire (CH/OP)
Compliance	<b>ETL Certified:</b> Yes <b>CEC Title 24:</b> Yes



### FINISHES



Black/Opal Glass (BK/OP)



Brushed Gold/Opal Glass (BG/OP)



Chrome/Opal Glass (CH/OP)

\* For custom options, contact customer service.

\* For warranty information, please visit [www.kuzcolighting.com/warranty](http://www.kuzcolighting.com/warranty)

[WWW.KUZCOLIGHTING.COM](http://WWW.KUZCOLIGHTING.COM)

USA: 3035 E. LONE MOUNTAIN ROAD - LAS VEGAS, NV 89081

CANADA: 19054 28TH AVENUE - SURREY, BC V3Z 6M3